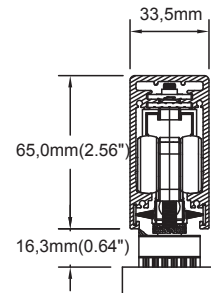

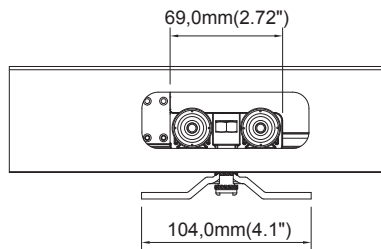


Soft-Closing Control System SC-8030T-80HD/HG-BS

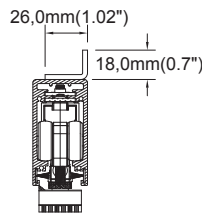


Method of Test: 100,000 cycles Based on BS EN 1527 : 2013

TRACK & HANGER TECHNICAL DETAIL

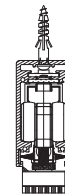


Optional 1



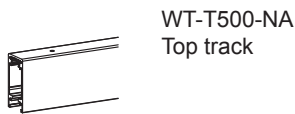
Side Bracket Fixing

Optional 2



Ceiling Fixing

SC-8030T-80HD/HG-BS COMPLETE KIT



WSL/HD6/58-RCL-SP-T/HDHG
4 HD ball bearing wheeled
HD-Hanger for Sliding Wood doors



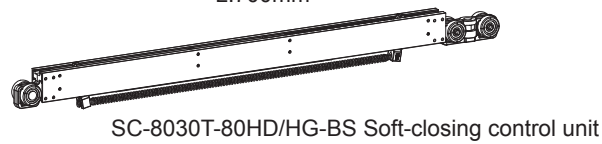
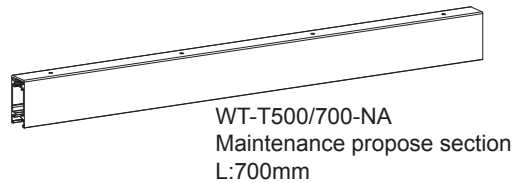
WSL-HD/HG
HD-Hanger




8030-BSECV
Adjustable control parts



T-50
Floor guide

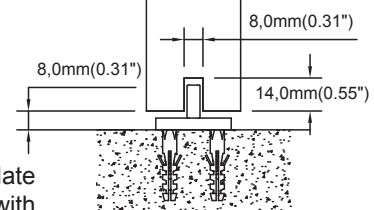


Optional accessories



WL-580T FP-80 FP-15340 T-80

SC-8030T-80HD/HG-BS : Soft-Close mechanism on both-side (control - open and close side)



GUARANTEE

The SC-8030 Soft-Close system are guaranteed for long-term use 100,000 cycles or **5 years** from date of manufacture against any defects in material or workmanship. Defective products will be replaced with a new unit; but no claims for damage incurred or work done thereon will be allowed. This guarantee is void if the product has been subjected to misapplication or abuse.



PATENTED

Taiwan Patent No: M443756, Singapore Patent No: 196110
INTERNATIONAL PATENT. REG: U.S.A. U.K. Germany. Singapore.
Malaysia. Thailand. Indian. Indonesia. Philippines. China

Soft-Closing Control System SC-8030T

Model: SC-8030T

Soft-Closing System Selection Chart

Model	Max. Door Width	Max. Door Height	Max. Weight Per System	Track Length	Track Finish	Soft-Closing Single/Both Side
SC-8030T-60-NA-OS	1100mm 43.307"	2700mm 106.3"	60KG 132.277lb	1.1-6M 3.61 - 19.68ft	Natural Anodised	Single
SC-8030-80-NA-OS	1200mm 47.244"	3000mm 118.11"	80KG 176.37lb			
SC-8030-120-NA-OS	1200mm 47.244"	3000mm 118.11"	120KG 264.555lb			
SC-8030T-60-MIR-OS	1100mm 43.307"	2700mm 106.3"	60KG 132.277lb	1.1-3M 3.61 - 9.84ft	Mirror	
SC-8030-80-MIR-OS	1200mm 47.244"	3000mm 118.11"	80KG 176.37lb			
SC-8030-120-MIR-OS	1200mm 47.244"	3000mm 118.11"	120KG 264.555lb			
SC-8030T-60-NA-BS	1100mm 43.307"	2700mm 106.3"	60KG 132.277lb	1.1-6M 3.61 - 19.68ft	Natural Anodised	Both
SC-8030-80-NA-BS	1200mm 47.244"	3000mm 118.11"	80KG 176.37lb			
SC-8030-120-NA-BS	1200mm 47.244"	3000mm 118.11"	120KG 264.555lb			
SC-8030T-60-MIR-BS	1100mm 43.307"	2700mm 106.3"	60KG 132.277lb	1.1-3M 3.61 - 9.84ft	Mirror	
SC-8030-80-MIR-BS	1200mm 47.244"	3000mm 118.11"	80KG 176.37lb			
SC-8030-120-MIR-BS	1200mm 47.244"	3000mm 118.11"	120KG 264.555lb			

* Latching-action-The **WEIDER** Soft-Close system has built-in latching-action which provides door with excellent latching and silent smooth closing.

Note:

- Above Soft-closing System Selection Chart is for reference only.
- Must not exceed any of the above criteria to ensure safety of use.
- Please do contact our staff for clarification on the specification.

Authorised Distributor



Weider