



The Control Self-Repairing Door the best solution for accesses and for area separations. This Self-Repairing Door® has been manufactured and constantly renewed since 1994, and has gradually incorporated the latest electronic advances into the original version. The inclusion of a totally electronic control panel, with a frequency converter and programmable automaton, as well as its exclusive patented guiding and control system, featured since the door was created, has been a pioneering feature in the sector. In the event of an impact on the canvas, this system causes the latter to detach from the guides and automatically return with a mere click of a button, thus minimizing repair and maintenance costs.

The Control Self-Repairing Door is totally compliant with the new UNE-ISO 13241:1 standard.



The Self-Repairing Door repairs itself. Harmless sensitive system.



Warehouses.



Manufacturing areas.

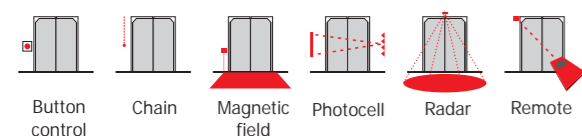


Communication between warehouses.

OPTIONS

- TURBOPORT®: Greater opening speed with total operating and positioning precision.
- Automatic elevation in case of power cut.

Activation system




Thickness RAL Colours

- Standard canvas
1'5 mm (1950 g/m2)
- Market canvas
0'8 mm (950 g/m2)
- (for other colours, please consult)
- Special canvas 2'1 mm
(for other colours, please consult)
- Drum-cover
1'5 mm
0'8 mm

SELF-REPAIRING

It is ideal for warehouses, supermarkets, laboratories and any area separation that requires fast and safe access.



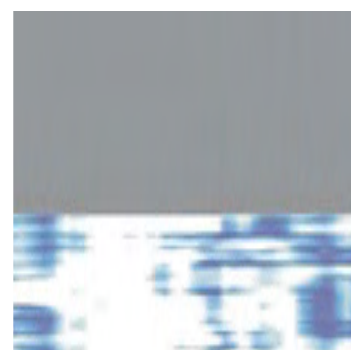
Combination of hinged door and fast door.



Passages between areas.



Supermarkets.

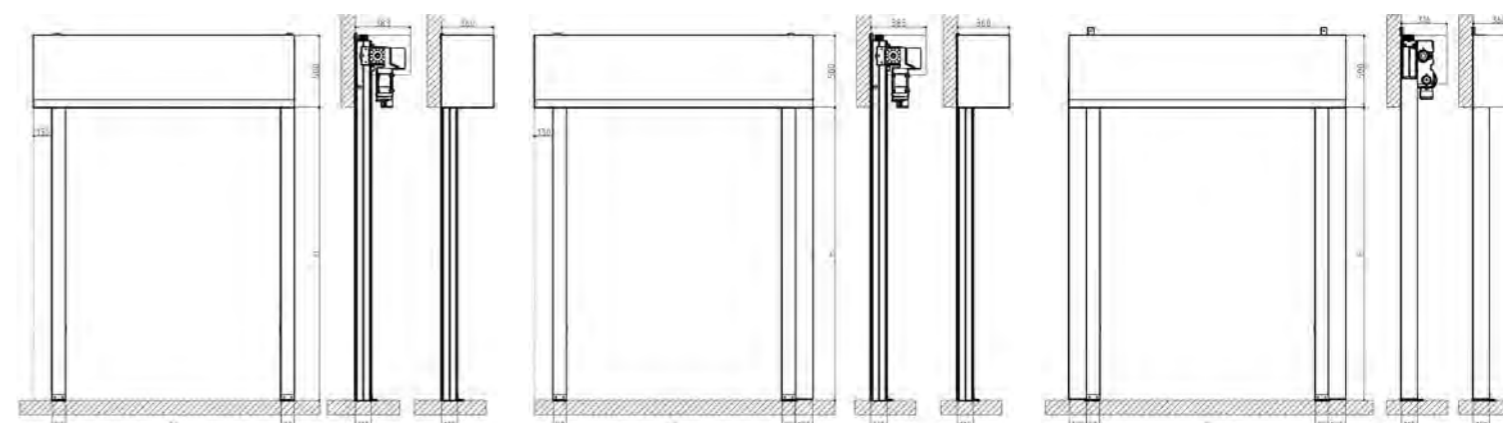


Mixed closure of Self-Repairing Door and polyethylene hinged door.

SELF-REPAIRING SRD3030

SELF-REPAIRING SRD5040

SELF-REPAIRING SRM-SRA



The structure of the door may be anodised aluminium, lacquered aluminium and stainless steel, and can be adapted to all possible environments.