

RYOBI®



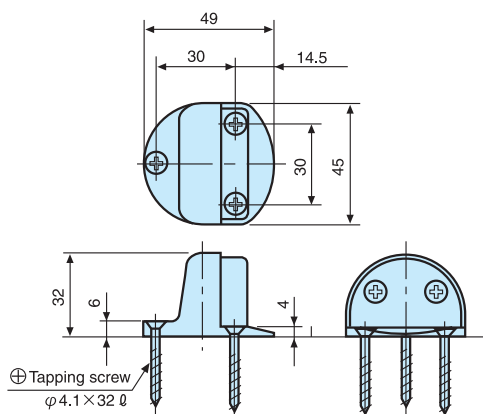
**RYOBI
HARDWARE**

DOOR STOPPER/DOOR HO

DS-001



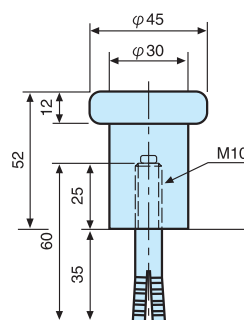
Material
Zinc alloy
Finish
Coating:
•Satin •Brass
Painting:
•Silver •Ivory
•Brown •Bronze



RC-008A



Material
Zinc alloy
Finish
Coating: •Satin



RC-008AL

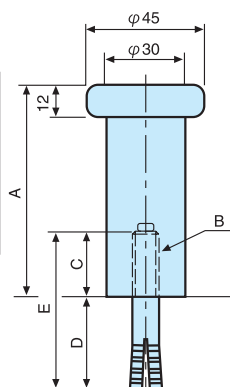


Material
L=35/80: Zinc alloy
L=100/120/150:
Aluminium alloy

Finish
Coating: •Satin

Unit:mm

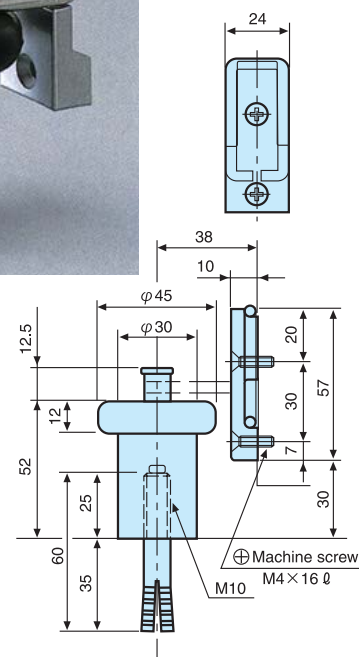
Model	A	B	C	D	E
RC-008AL	80	M10	25	35	60
RC-008AL L=35	35	M10	12	48	60
RC-008AL L=100	100	M12	20	40	60
RC-008AL L=120	120	M12	20	40	60
RC-008AL L=150	150	M12	20	40	60



RC-008AS



Material
Zinc alloy
Finish
Coating: •Satin



RC-009A/RC-009AL



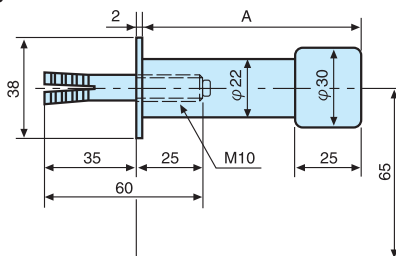
Material

L=83: Zinc alloy
L=100/120/150: Brass

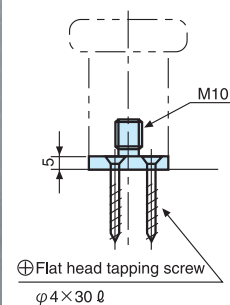
Finish

Coating: •Satin

Model	A
RC-009A	83
RC-009AL L=100	100
RC-009AL L=120	120
RC-009AL L=150	150

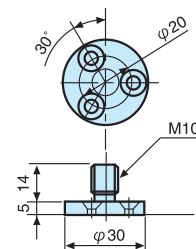


RC-WA



Material

Steel



DH-001

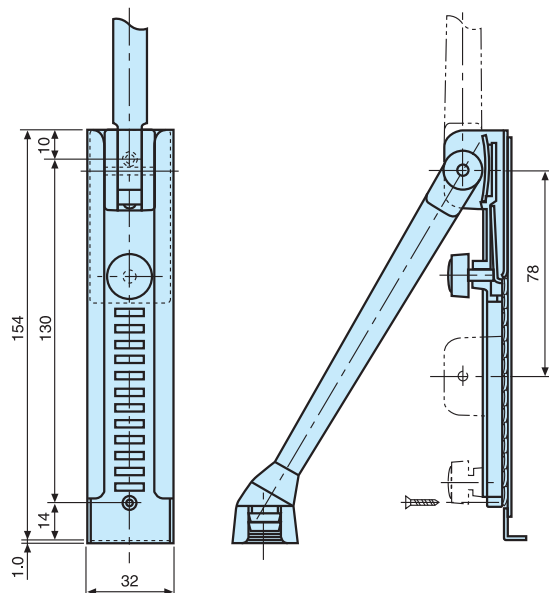


Material

Zinc alloy

Finish

Coating: •Satin •Brass
Painting: •Silver •Ivory
•Brown •Bronze



MS-001

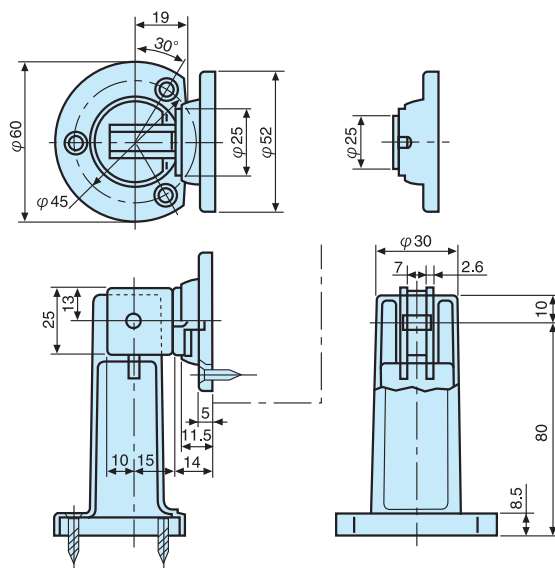


Material

Zinc alloy

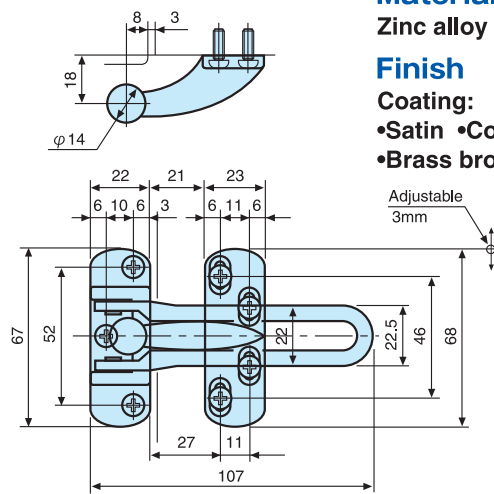
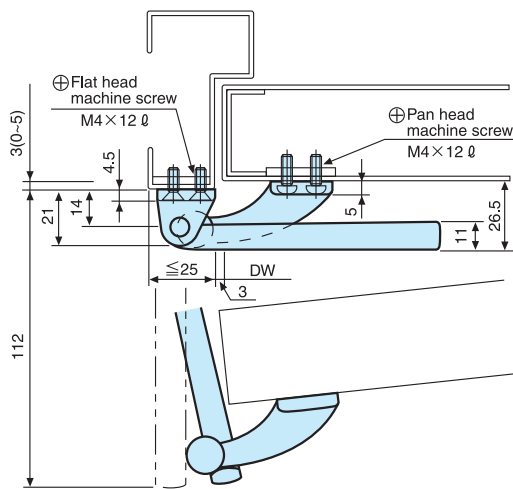
Finish

Coating: •Satin •Brass
Painting: •Silver •Ivory
•Brown •Bronze



DOOR GUARD

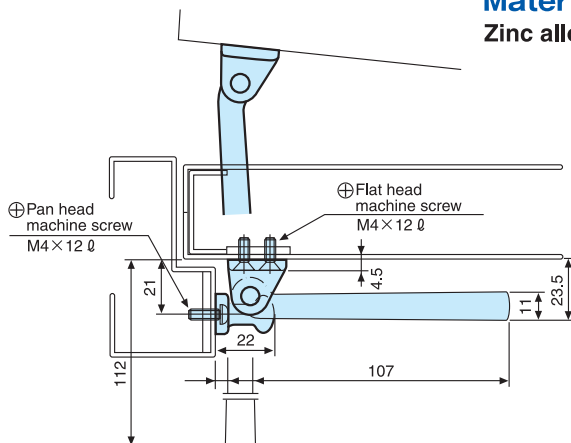
RH-001N (For in swinging)



Material
Zinc alloy

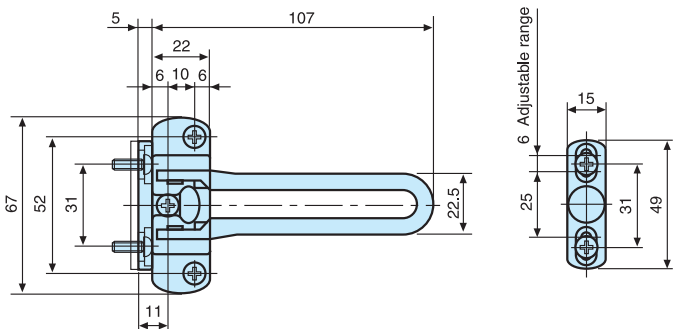
Finish
Coating: •Satin •Copper bronze
•Brass bronze •Brass

RH-002N (For out swinging)



Material
Zinc alloy

Finish
Coating: •Satin •Copper bronze •Brass bronze •Brass

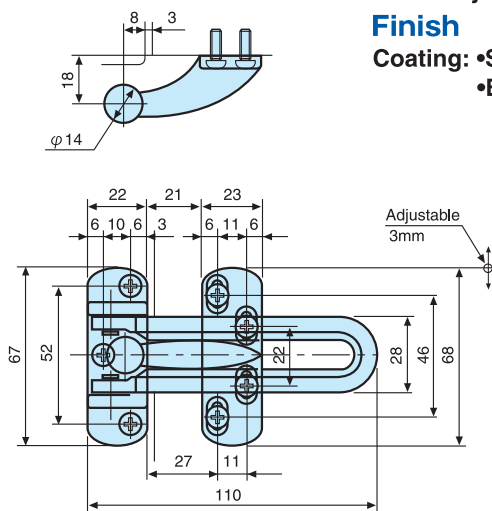
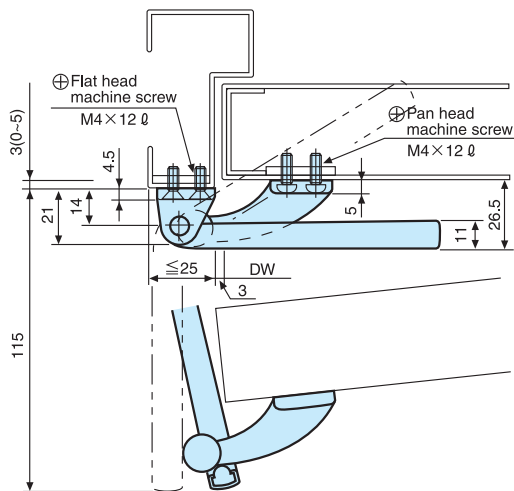


RH-007N (For in swinging)

With black rubber (standard)



With grey rubber (Optional)



Material

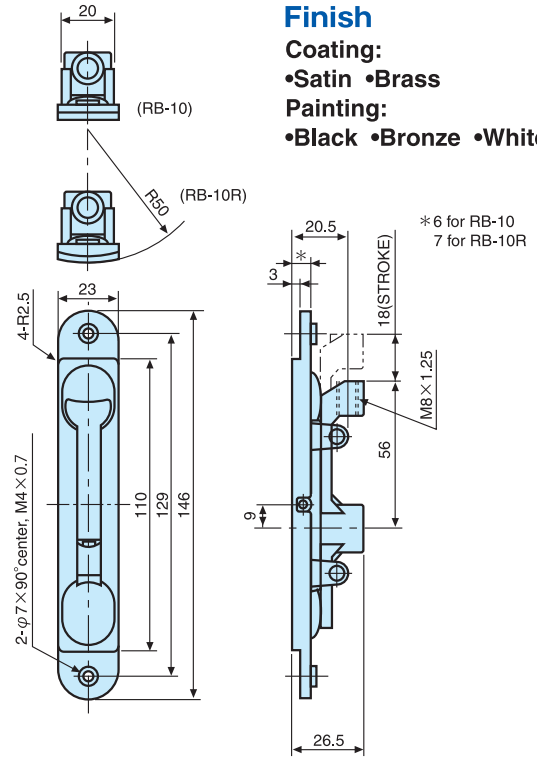
Zinc alloy

Finish

Coating: •Satin •Brass
•Brass(Hairline)

FLUSH BOLT

RB-10/RB-10R



Material

Zinc alloy

Finish

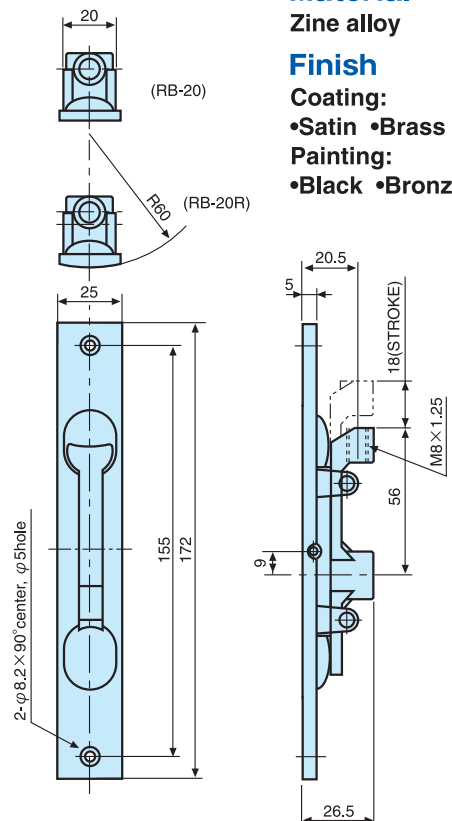
Coating:

•Satin •Brass

Painting:

•Black •Bronze •White

RB-20/RB-20R



Material

Zinc alloy

Finish

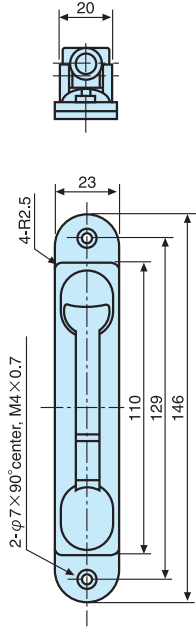
Coating:

•Satin •Brass

Painting:

•Black •Bronze •White

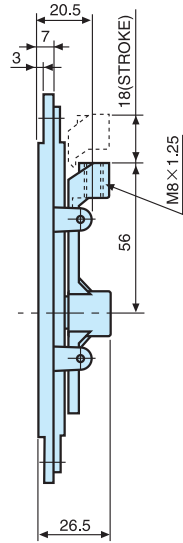
RB-001PE



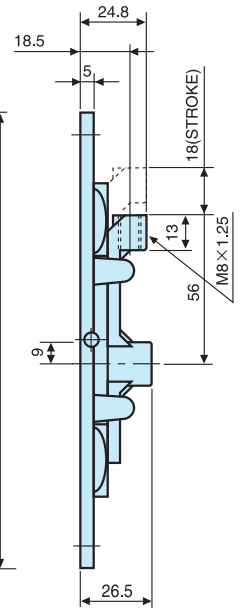
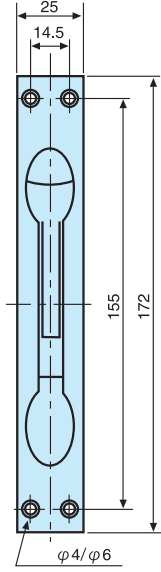
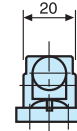
Material
Zinc alloy

Finish

- Coating:**
 •Satin •Brass
Painting:
 •Black •Bronze
 •White



RB-002W



Material
Zinc alloy

Finish

- Coating:**
 •Double nickel

Note: Fixing screws should be prepared at jobsites.

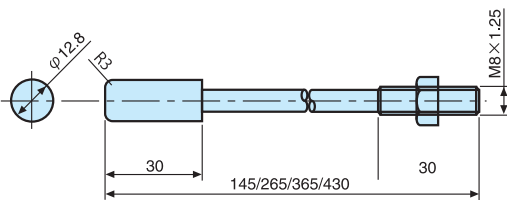
ACCESSORIES

Extension Rod

Material: Steel with plastic cap

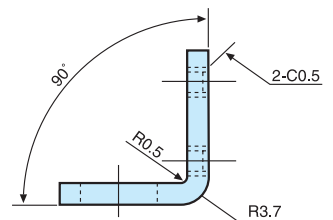
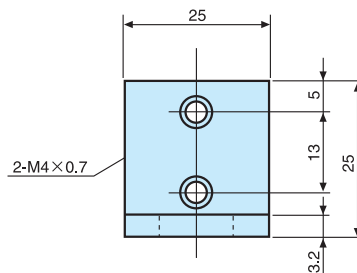
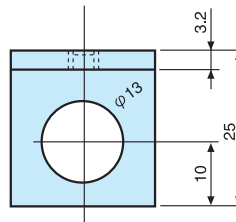
Standard length: 145mm/265mm/365mm/430mm

*Other lengths available as option.



Guide bracket

Material: Steel

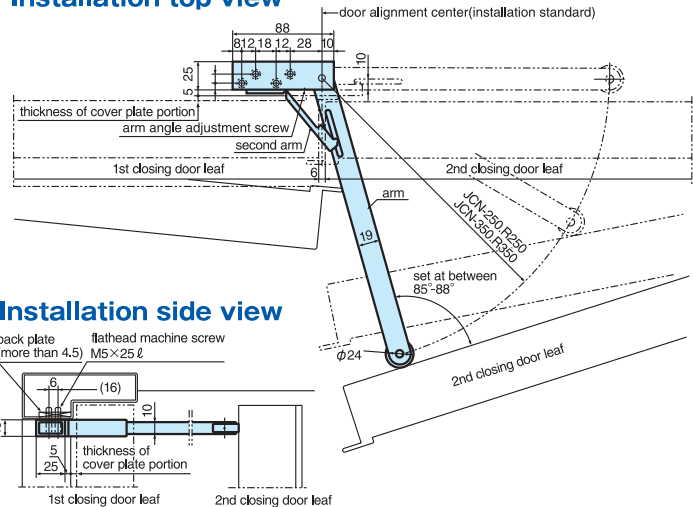


DOOR COORDINATOR

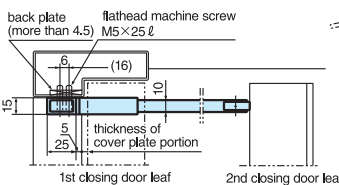
JCN-250/JCN-350(SURFACE MOUNT)



Installation top view



Installation side view



Applicable door size

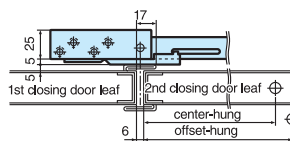
Model No.	Door width (1st closing door)		Door width (2nd closing door)	
	Offset-hung	Center-hung	Offset-hung	Center-hung
JCN-250	490-1280	510-1910	490-1280	510-1910
JCN-350	680-2710	720-3000	680-2710	720-3000

Applicable door size for airtight door

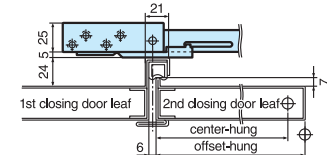
Model No.	Door width (1st closing door)		Door width (2nd closing door)	
	Offset-hung	Center-hung	Offset-hung	Center-hung
JCN-250	460-890	440-1410	460-890	440-1410
JCN-350	650-2310	630-2320	650-2310	630-2320

Door width of 1st closing door leaf must be less than 500mm in case JC series door coordinator is used for airtight door due to the shape of cover plate portion as shown on the following illustration.

Shape of cover plate portion



Shape of cover plate portion for airtight door



JCN-250C/JCN-350C(CONCEALED MOUNT)

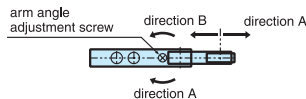
Applicable door size

Model No.	Door width (1st closing door)		Door width (2nd closing door)	
	Offset-hung	Center-hung	Offset-hung	Center-hung
JCN-250C	480-1450	520-1880	480-1450	520-1880
JCN-350C	690-3470	730-2960	690-3460	730-2960

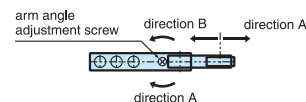
Adjustment of arm angle

1. Adjust arm angle between 85°-88° against 2nd closing door leaf when 2nd closing door begins to close.
2. Turn arm angle adjusting screw clockwise to move arm toward direction A, and turn counter-clockwise to move arm toward direction B.

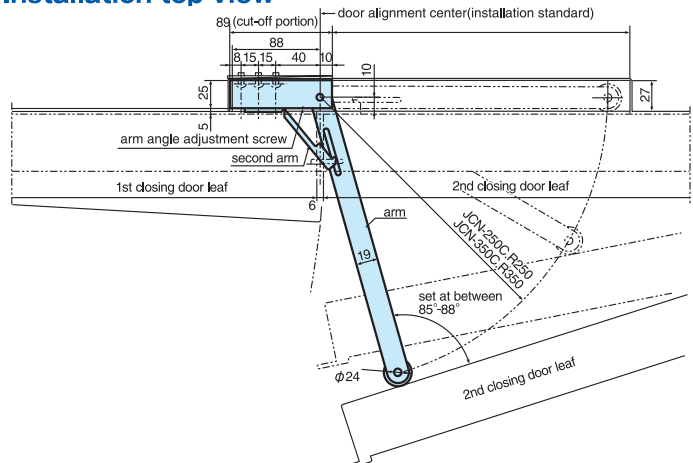
•JCN-250/JCN-350 (Surface mount)



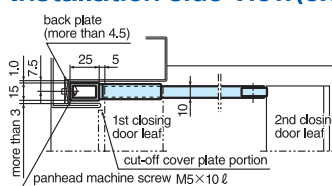
•JCN-250C/JCN-350C (Concealed mount)



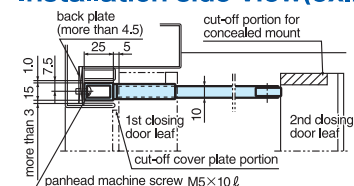
Installation top view



Installation side view(ex.1)



Installation side view(ex.2)



DISTRIBUTED BY



PT. CITRA AMANTOSA SEJATI

Fatmawati Festival D-1, Jl. RS. Fatmawati 50, Jakarta 12430, INDONESIA

phone : (021) 7591 6001, 2276 7552, fax : (021) 765 5326

✉ : info@cas.co.id | website : www.cas.co.id