

# ENFORCER®



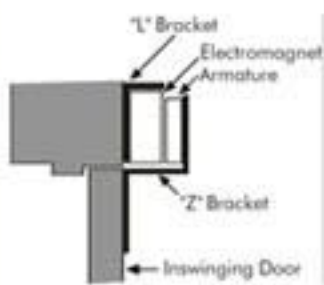






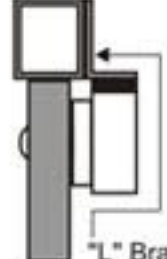


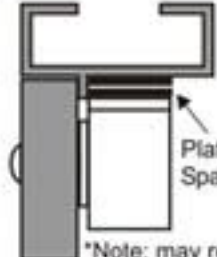


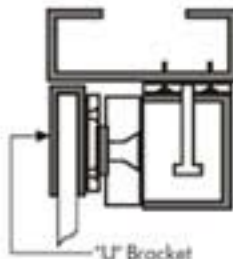
## 941 Series

### Electromagnetic Locks Mounting Accessories

from SECO-LARM®

#### Optional Mounting Brackets

May be necessary for some installers. Please see manual or consult with your supplier.

	For 600-lb. Series	For 1200-lb. Series	Mounting Diagrams
<b>"Z" Brackets</b> E-941S-600/Z (for E-941SA-600) E-941S-1200/Z (for E-941SA-1200, E-941SA-1K2P, E-941DA-1K2P)  Both the E-941S-600/Z and E-941S-1200/Z include one "Z" bracket and one "L" bracket for mounting on inswing doors.  The "Z" bracket consists of two parts, and is adjustable for flexible positioning of the armature plate. Also includes cover plate to hide mounting screws.  <i>SECO-LARM "Z" brackets are adjustable.</i>	 <b>E-941S-600/Z</b> Armature Plate not included	 <b>E-941S-1200/Z</b> Armature Plate not included	 Labels: "L" Bracket, Electromagnet Armature, "Z" Bracket, Inswinging Door
	 9 <sup>7</sup> / <sub>16</sub> " x 2" x 2 <sup>3</sup> / <sub>16</sub> "	 8 <sup>11</sup> / <sub>16</sub> " x 2 <sup>1</sup> / <sub>2</sub> " x 2 <sup>1</sup> / <sub>2</sub> "	
	 9 <sup>7</sup> / <sub>16</sub> " x 2 <sup>3</sup> / <sub>16</sub> " x 2 <sup>1</sup> / <sub>2</sub> "	 8 <sup>11</sup> / <sub>16</sub> " x 2 <sup>7</sup> / <sub>16</sub> " x 3 <sup>9</sup> / <sub>16</sub> "	
<b>"L" Brackets</b> E-941S-600/L (for E-941SA-600) E-941S-1200/L (for E-941SA-1200, E-941SA-1K2P, E-941DA-1K2P)  "L" brackets are available for special-use mounting applications where space is insufficient for mounting of the magnet.	 <b>E-941S-600/L</b> 9 <sup>7</sup> / <sub>16</sub> " x 1 <sup>3</sup> / <sub>16</sub> " x 1 <sup>15</sup> / <sub>16</sub> "	 <b>E-941S-1200/L</b> 10 <sup>1</sup> / <sub>2</sub> " x 1 <sup>1</sup> / <sub>2</sub> " x 3"	 Label: "L" Bracket
<b>Plate Spacers</b> E-941S-600/P (for E-941SA-600) E-941S-1200/P (for E-941SA-1200, E-941SA-1K2P, E-941DA-1K2P)  Plate spacers are available for the E-941SA-600 and E-941SA-1200. Plate spacer is not available for E-941SA-400.	 <b>E-941S-600/P</b> 9 <sup>7</sup> / <sub>16</sub> " x 1" x 3 <sup>1</sup> / <sub>16</sub> "	 <b>E-941S-1200/P</b> 10 <sup>1</sup> / <sub>2</sub> " x 1 <sup>15</sup> / <sub>16</sub> " x 1/4"	 Label: Plate Spacer *Note: may require more than one plate spacer.
<b>Glass Door "U" Brackets</b> E-941S-600/U (for E-941SA-600) E-941S-1K2/U (for E-941SA-1200, E-941SA-1K2P, E-941DA-1K2P)  Mounting Brackets for 9-13mm glass.	 <b>E-941S-600/U</b> For glass that is 9-13mm thick.	 <b>E-941S-1K2/U</b> For glass that is 9-13mm thick.	 Label: "U" Bracket